



#### 4.2.1

**Library as a learning Resource** (Library is automated using integrated Library Management System (ILMS), Subscription to e-resources, amount spent on purchase of books, journals and per day uses of library)

**Greater Noida Institute of Technology (Engg. Institute)**

**Plot No. 7, Knowledge Park II, Greater Noida  
Uttar Pradesh 201310 India**





## Footfall Data



**Greater Noida Institute of Technology (Engg. Institute)**

**Plot No. 7, Knowledge Park II, Greater Noida  
Uttar Pradesh 201310 India**



## LIBRARY E-REMOTE ACCESS FROM ERP

This is the Process to Access of Question paper E-Books,  
and E-Nalanda

192.168.15.11:155

User ID: 200807

Password: 256115


Faculty & Student User ID

Faculty & Student Password

Download

## LIBRARY URL

<https://www.gniotgroup.edu.in/library.php>





# GREATER NOIDA INSTITUTE OF TECHNOLOGY

Plot No-7, Knowledge Park-II, Gr. Noida U.P.-201310

## Method of Computing per day Usage of Library

### Method of computing per day Usage of Library By Faculty and Students:



The Central Library is GNIOT, per day usage statistics of Library by the requirements of the users.

In the Central Library is GNIOT, per day usage statistics of Library by the user community (Faculty and Students) is calculating by the following formula:

$$\text{The Percentage of in a day} = \frac{\text{Number of faculty and students using library per day}}{\text{Total number of faculty and students}} * 100$$

For Example:

$$\begin{aligned} \text{The Percentage} &= 117/3088 * 100 \\ &= 3.78\% \end{aligned}$$





## Library Utilization Statistical Report Summary


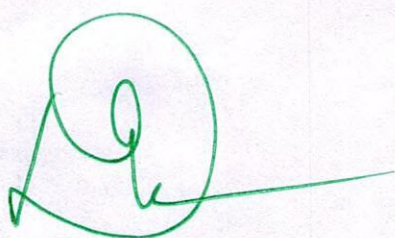
User Status from 1st September 2018 to 31 March 2023.

S.NO	YEAR	NO. OF FACULTY	NO. OF STUDENTS	NO. OF BOOKS ISSUE	NO. OF BOOKS RETURN
1	2018-2019	792	4545	16922	19083
2	2019-2020	285	3968	7454	8096
3	2020-2021	644	1406	7461	9234
4	2021-2022	913	21501	11382	11104
5	2022-2023	263	14711	8329	6278
<b>TOTAL</b>		<b>2897</b>	<b>46131</b>	<b>51548</b>	<b>53795</b>

Number of faculty and students using library per day

Formula =  $\frac{\text{Number of faculty and students using library per day}}{\text{Total number of faculty and students}} * 100$


$$= 117/3088 * 100 = 3.78\%$$





Faculty & Students Status from 1st September 2018 to 31 August 2019.



S.NO	MONTH	NO. OF FACULTY	NO. OF STUDENTS	PERCENTAGE
1	Sep-18	11	500	0.895941278
2	Oct-18	6	494	0.727547496
3	Nov-18	3	145	0.253670121
4	Dec-18	90	167	3.094775475
5	Jan-19	132	261	4.55634715
6	Feb-19	61	502	2.517271157
7	Mar-19	41	306	1.658031088
8	Apr-19	40	517	1.853411054
9	May-19	73	499	2.902633851
10	Jun-19	135	133	4.515328152
11	Jul-19	121	179	4.111614853
12	Aug-19	79	842	3.467184801
<b>TOTAL</b>		<b>792</b>	<b>4545</b>	<b>30.5537565</b>





**Faculty & Students Status from 1st September 2019 to 31 August 2020.**



S.NO	MONTH	NO. OF FACULTY	NO. OF STUDENTS	PERCENTAGE
1	Sep-19	93	1527	4.659974093
2	Oct-19	37	660	1.910621762
3	Nov-19	51	667	2.371545769
4	Dec-19	23	283	1.050302245
5	Jan-20	25	143	0.963946459
6	Feb-20	6	214	0.425302245
7	Mar-20	12	445	0.868955095
8	Apr-20	LOCKDOWN	LOCKDOWN	LOCKDOWN
9	May-20	LOCKDOWN	LOCKDOWN	LOCKDOWN
10	Jun-20	LOCKDOWN	LOCKDOWN	LOCKDOWN
11	Jul-20	NIL	LOCKDOWN	LOCKDOWN
12	Aug-20	38	29	1.261873921
<b>TOTAL</b>		<b>285</b>	<b>3968</b>	<b>13.5125216</b>





**Faculty & Students Status from 1st September 2020 to 31 August 2021.**


S.NO	MONTH	NO. OF FACULTY	NO. OF STUDENTS	PERCENTAGE
1	Sep-20	40	87	1.386219288
2	Oct-20	96	31	3.14119171
3	Nov-20	80	8	2.599030587
4	Dec-20	71	30	2.330561591
5	Jan-21	36	117	1.288024402
6	Feb-21	41	488	1.837497911
7	Mar-21	22	382	1.111482534
8	Apr-21	16	73	0.594392445
9	May-21	LOCKDOWN	LOCKDOWN	LOCKDOWN
10	Jun-21	10	NIL	0.010446264
11	Jul-21	76	NIL	0.07939161
12	Aug-21	156	190	5.250292495
<b>TOTAL</b>		<b>644</b>	<b>1406</b>	<b>19.62853084</b>





**Faculty & Students Status from 1st September 2021 to 31 August 2022.**



S.NO	MONTH	NO. OF FACULTY	NO. OF STUDENTS	PERCENTAGE
1	Sep-21	123	705	4.744170984
2	Oct-21	46	1612	3.22970639
3	Nov-21	56	792	2.668393782
4	Dec-21	32	1589	2.751511226
5	Jan-22	9	501	0.832253886
6	Feb-22	42	857	2.285189983
7	Mar-22	33	1802	3.013816926
8	Apr-22	19	2626	3.449913644
9	May-22	30	4194	5.498704663
10	Jun-22	76	3403	6.134499136
11	Jul-22	267	2182	11.00172712
12	Aug-22	180	1238	7.16537133
<b>TOTAL</b>		<b>913</b>	<b>21501</b>	<b>52.77525907</b>





**Faculty & Students Status from 1st September 2022 to 31 March 2023.**



S.NO	MONTH	NO. OF FACULTY	NO. OF STUDENTS	PERCENTAGE
1	Sep-22	22	3494	4.48402418
2	Oct-22	15	1595	2.20746978
3	Nov-22	49	2983	4.80677893
4	Dec-22	46	2294	3.96588946
5	Jan-23	65	1714	3.95509499
6	Feb-23	66	2631	4.97733161
7	Mar-23	36	2390	3.74568221
8	Apr-23			
9	May-23			
10	Jun-23			
11	Jul-23			
12	Aug-23			
<b>TOTAL</b>		<b>299</b>	<b>17101</b>	<b>28.14227116</b>





## E-Resources Usage

ACCESS DATABASE	ACCESS COUNT
Elsevier Science Direct	623
Spring Nature	11736
Cambridge University Press	1456
Taylor & Francis	7334
PHI Learning	111
Oxford University Press	68
McGraw Hill	105
New Age International	220



*Feb 2014*



Form G.F.R. 36  
For the purpose of India's  
Accession Form No. 1 (1)

परिग्रहण ACCESSION

LIBRARY

Sl. No.	Accession No.	AUTHOR	TITLE	VOLUME
51	AS151	CHAUHAN, B.S.	Environmental Studies	2nd
52		"	"	"
53		"	"	"
54		"	"	"
55		"	"	"
56		"	"	"
57	AS157	CHAUHAN, B.S.	Environmental Studies	2nd
58				
59				
60				
61				
62				
63				
64				
65				
66				
67				
68				
69				
70				
71				
72				
73				
74				
75				

Director  
Greater Noida Institute of Technology (G.N.I.T.)  
Greater Noida


REGISTER पंजीक

LIBRARY

291

Place & Publisher	Year of Publication	Pages	Author	Cost	Acq. No.	Book No.	Class. No.	Withdrawal Date	Remarks
New Delhi; Laxmi	2023	281	Anita Pab						
"	"	"	"			349		15/1/23	
"	"	"	"						
"	"	"	"						
"	"	"	"						
"	"	"	"						
"	"	"	"						
New Delhi; Laxmi	2023	281	Anita Pab			349		15/1/23	

Special reference regarding the books (if any):



Accession Register Last Page