



7.1.2.

The Institution has facilities and initiatives for

1. Alternate sources of energy and energy conservation measures
2. Management of the various types of degradable and non-degradable waste
3. Water conservation
4. Green campus initiatives
5. Disabled-friendly, barrier free environment

Disable-friendly, Barrier Free Environment



Greater Noida Institute of Technology (Engg. Institute)

Plot No. 7, Knowledge Park II, Greater Noida

Uttar Pradesh 201310 India

7.1.2. The Institution has facilities and Initiatives for

5. Disable-friendly, barrier free environment

BROCHURE ON BARRIER FREE ENVIRONMENT

Vision:

To make institute accessible to people (Staff/Faculties/Students/Visitors) with disability or old age.

Mission:

To address the barrier people with vision/hearing/walking impairment may face within institute.

Scope:

The target group comprises people with mobility problem or functional disabilities of the arm or hand., wheelchair users, partially sighted people, people with loss of hearing or hard of hearing.

The target group also comprises people with age or the ones who are temporarily disabled due to some accident or illness.

The policies covers architectural design and academic rules and regulation adopted to provide disable friendly environment.

Providing barrier free environment is limited to institute only. We are not focussing on area outside the institute.

Objectives:

To provide a barrier-free environment for the independence, convenience and safety of all persons including people with disabilities.

To provide friendly academic environment to the target group of students in the form of teaching and evaluation methodology so that they can grow in an assistive space.

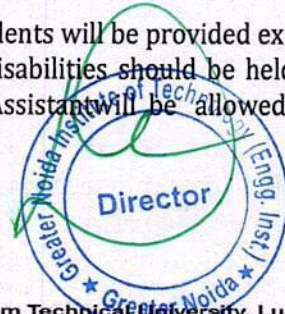
Policy:

The College decided to make the following policies and procedure in order to provide disabled friendly atmosphere:

- Ramp: Ramp is to be constructed to provide wheelchair users access to different floors. Indoor ramps are not recommended as they occupy a great deal of space. Exterior locations for ramps should be preferred more. While designing the ramp, slope, width and landings should be considered. Slope should not be too steep (min-1:20 and max-1:12), width should be enough for two wheelchairs (min - 0:90 m to 1:00 m and max - 1:50m)

to 2:00m) and landings should be provided for resting and avoiding excessive speed.

- ii. **Friendly stairs:**The careful design of stairs is important for the safety of people with mobility problems and visual impairments. According to the guidelines, all steps in one flight should have consistency and uniformity. The height of the steps should range from 15 cm to 18 cm. Landings with minimum 1.20 m length should be provided after at least every 15 steps in order to provide rest to the people who cannot manage long distance. Staircase width should also be the focus with minimum 1 m for one way traffic and 1.5 m for two way traffic. Furthermore, staircase area should be well illuminated to avoid any accident and fall and surface area should be non slippery.
- iii. **Friendly corridors:** The width of the corridors should be adequate and left unobstructed in order to facilitate the easy passage, particularly for wheelchair users. Preferable width should lie in between 1.50 m- 1.80 to allow two wheelchairs. In the section where traffic is low width can be less than 1.5m but not less than 0.9 m. In case of long corridors, resting space should be provided to make it convenient for the ageing staff and people with limited strength. Also, the surface area of corridor should be resistant to slip.
- iv. **Friendly entrance:** All main entrances should be convenient to an ambulant disabled person. At least one entrance should be provided with a wheelchair to facilitate the people facing difficulty in walking. At entrance, there should be enough waiting space for at least two people using assistive help. Waiting area should provide a clear view of the arrival area of buses, taxis or any other vehicle. Proper signage should be provided at all appropriate locations such as way to entrance, library, reception, washrooms and classrooms. The signs should be placed at height-range of 1.30m - 1.60m from floor in a logical sequence from starting to destination. The destination name should be consistent throughout the path.
- v. **Friendly doors:** The doors should be designed in such a way that the entrance is convenient for wheelchair users and can be closed and opened with limited efforts. In general, automatic doors are the best solution but in their absence, doors with extra pull can be provided. The minimum width should be 0.90 m -1.00m. Furthermore, revolving doors should be avoided in any building type.
- vi. **Financial Assistance:** The institute also makes continuous effort to provide financial assistance for treatment to Divyangjan students.
- vii. **Assistive Examination:** In the examination, the target students will be provided extra time of at least 30 minutes. Examination for persons with disabilities should be held at the ground floor. Also, the facility of Scribe/Reader/Lab Assistant will be allowed to any person with benchmark disability.



- viii. **Counselling facility:** The institute has also psychologist experts to provide counselling to the students in their academic as well as personal and mental problems they face.

Friendly Stairs: All steps in one flight are uniform,. The height of the steps is less than 18 cm. Landings are provided after at least every 15 steps in order to provide rest to the people who cannot manage long distance. Staircase width is more than 1.5 m for two way traffic.



Friendly Corridors: The width is more than 1.5 m to allow two wheelchairs to pass through. Corridor area is unobstructed and resting space is also provided for long corridors. Surface area is non-slippery.





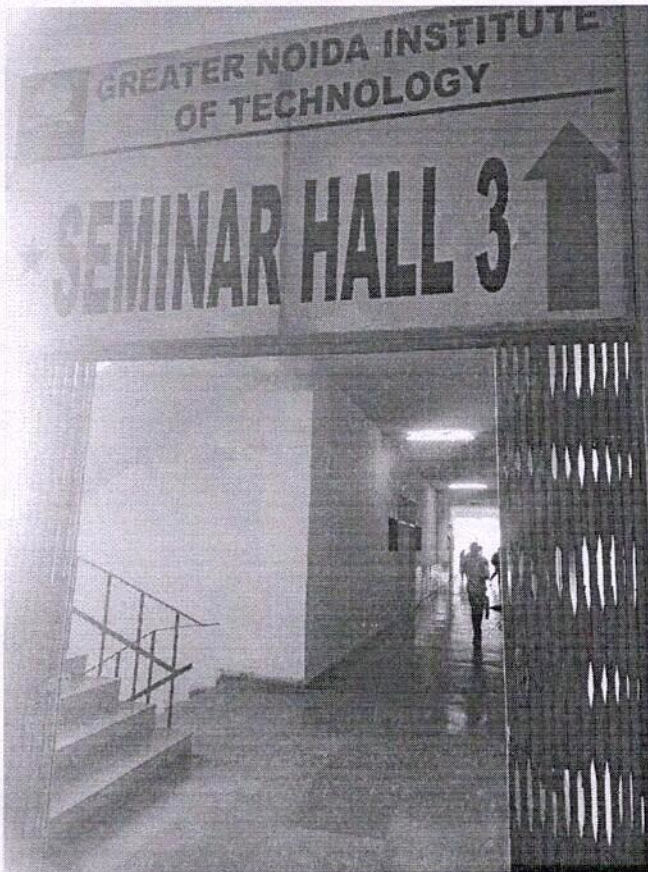



Friendly Entrance: Main entrance is accessible to ambulant disabled person. Waiting space is provided. Proper signs are placed and wheelchair facility is also made




available.







Friendly Doors: The width is greater than 0.90 m to allow the passage for wheelchair. Door handles are accessible and can be opened effortlessly.



Counselling: Provision of counselling is made available with the help of certified psychologist.

